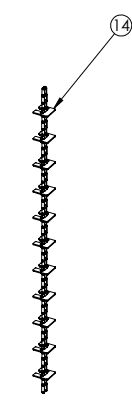
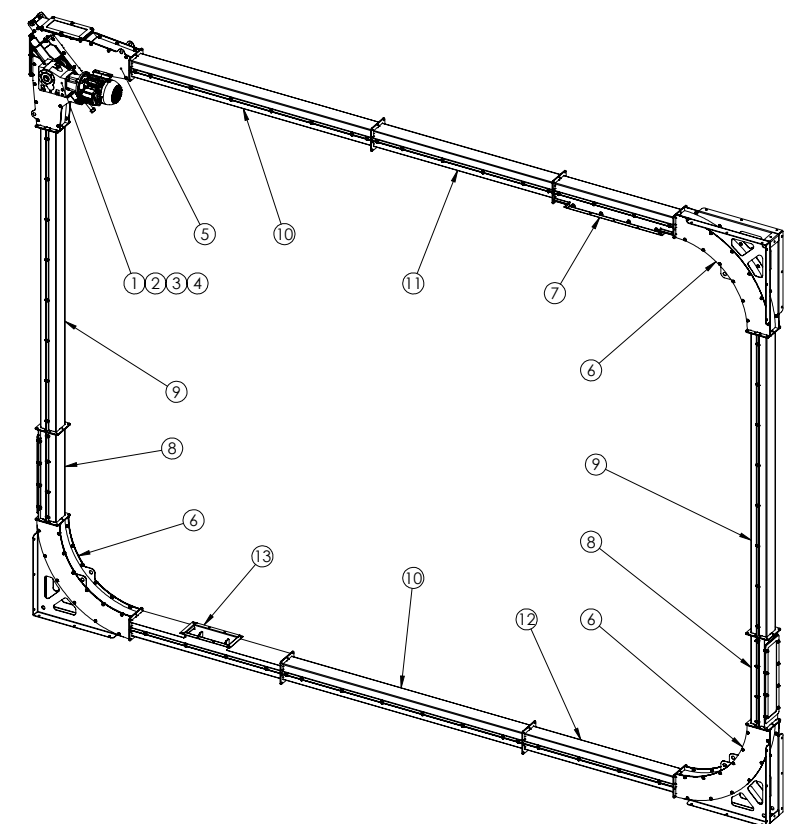
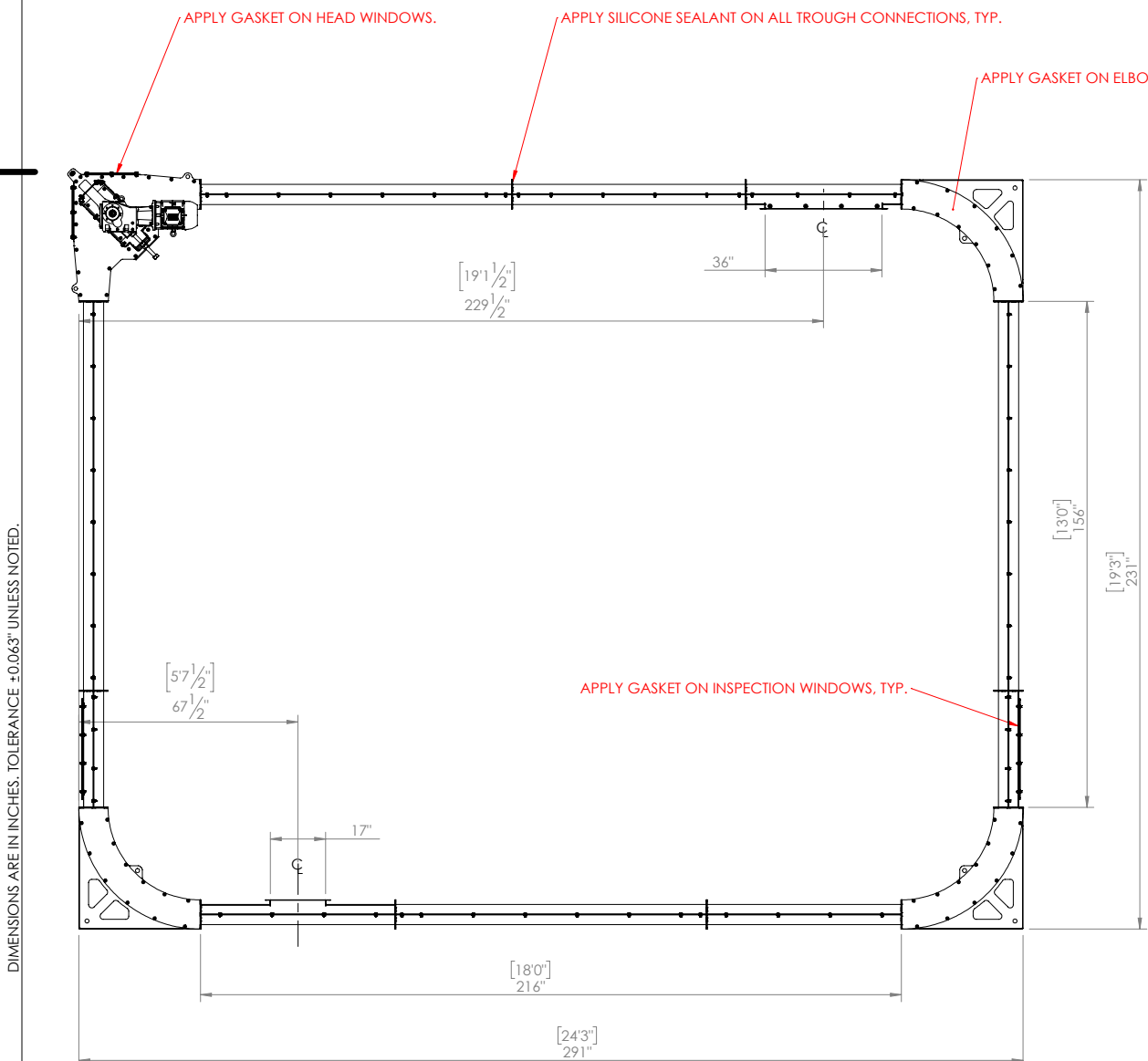


MODEL SPECIFICATION	
TAG	LP03
QUANTITY	1
MODEL	LC06-CUSTOM
APPLICATION	HEMP PELLETS
DENSITY (LB/CF)	34-40 LB/CF
FEED TYPE	METERED
DESIGN CAPACITY	550 CF/HR
	8.5 MT/HR @ 34 LB/CF
	10 MT/HR @ 40 LB/CF
SHAFT SPEED	44 RPM
CHAIN SPEED	135 FPM
LIVE LOAD	140 LBS LBS
PAINT	STAINLESS STEEL (NO PAINT)

BILL OF MATERIALS				
ITEM	QTY	PART NUMBER	DESCRIPTION	LBS
1	1	NOSK9022AZB180TC107-044RPM	DRIVE: NORD SK9022 AZB N180TC 107 39.77:1 RATIO LUBRICANT: MOBIL SHC GEAR 220	119.0
2	1	M003-M-575-TC-TEFC	WEG W22 NEMA PREMIUM EFFICIENCY MOTOR TEFC - SEVERE DUTY - IP55 - 1.25 SF 3HP 1750RPM 575v 3ph 60hz 182TC CLASS II DIV 2 GROUP G INVERTER DUTY - 20:1 CONSTANT TORQUE	94.8
3	4	BOLTSH050X175	1/2 x 1 3/4 Socket Head Bolt - Gr 5	0.15
4	4	WASHLOCK050	1/2 Lock Washer - Plated	0.01
5	1	LC06-HEAD-SNC-9022F-115R1	6" LOOP CONV. HEAD, 3/16" 304SS	360
6	3	LC06-ELBOW-90D-33R-SS	6" LOOP CONV. ELBOW, 3/16" 304SS	151
7	1	LC06-DISCH36-SS	6" LOOP CONV. 36" DISCHARGE, 10GA 304SS	70
8	2	LC06-TR-03-INSP-SS	6" LOOP CONV. 3FT TROUGH W/WINDOW, 10GA 304SS	53
9	2	LC06-TR-10-SS	6" LOOP CONV. 10FT TROUGH, 10GA 304SS	142
10	2	LC06-TR-08-SS	6" LOOP CONV. 8FT TROUGH, 10GA 304SS	115
11	1	LC06-TR-06-SS	6" LOOP CONV. 6FT TROUGH, 10GA 304SS	87
12	1	LC06-TR-05-SS	6" LOOP CONV. 5FT TROUGH, 10GA 304SS	73
13	1	Z201909B	LC06 INLET, PELLET MAKER, 10GA 304SS	83
14	9	DCCH-81XSS-575X575-4P	81XSS DRAG CHAIN ASSY 10'LG, 6" LOOP CONVEYOR 3/8" X 5.75" WHITE UHMW PADDLE, 3/16" 304SS ATTACHMENT	40
15	8	SILICONE-SEALANT FOOD GR.	CAULKING TUBE, FOOD GRADE	0.0
16	90ft	GASKET-063X150-NBR	WHITE NITRILE 1/16 THK X 1-1/2 WIDE	0.0
FIELD HARDWARE				
17	150	BOLTHEX038X100SS	3/8 x 1 Hex Bolt - Stainless Steel	0.05
18	150	NUTHEX038SS	3/8 Hex Nut Stainless Steel	0.02
19	300	WASHFLAT038SS	3/8 Flat Washer- Stainless Steel	0.01
20	150	WASHLOCK038SS	3/8 Lock Washer - Stainless Steel	0.01



TOTAL CHAIN LENGTH = 951-11/32" (79.3 FT)

DIMENSIONS ARE IN INCHES. TOLERANCE ±0.063" UNLESS NOTED.

FRONT VIEW

THE INFORMATION CONTAINED IN THIS DRAWING IS INTENDED TO PROVIDE DIMENSIONAL REFERENCES AND LOADING INFORMATION ONLY. IT IS IN NO WAY TO BE INTERPRETED TO PROVIDE ENGINEERING SPECIFICATIONS OR DESIGN RELATED TO SUPPORTING STRUCTURES. ALL SUPPORTING STRUCTURES MUST BE DESIGNED AND INSPECTED BY A PROFESSIONAL ENGINEER LICENSED IN THE APPROPRIATE JURISDICTION. G.J. VIS ENTERPRISES INC. ASSUMES NO RESPONSIBILITY FOR THE STRUCTURAL SUPPORT OF PRODUCTS SUPPLIED BEYOND THE REQUIREMENTS INDICATED ON SUPPORTING DRAWINGS PROVIDED.

**ISSUED**  
FOR FABRICATION

REVISIONS			
REV.	DESCRIPTION	DATE	BY
1	UPDATED DESIGN CAPACITY, ISSUED FOR FABRICATION	20-Dec-2019	CB

CLIENT AMERICAN MILL, ██████████		SITE LOCATION PORTAGE LA PRAIRE, MB		SO# 000729
TITLE 6IN LOOP CONVEYOR LP03 PELLET MAKER SS		TITLE ASSEMBLY DETAILS		WEIGHT (LBS) 2320
DWG NO Z201909	SHEET 1 OF 1	REV 1	BY CB	DATE 03-FEB-2020

