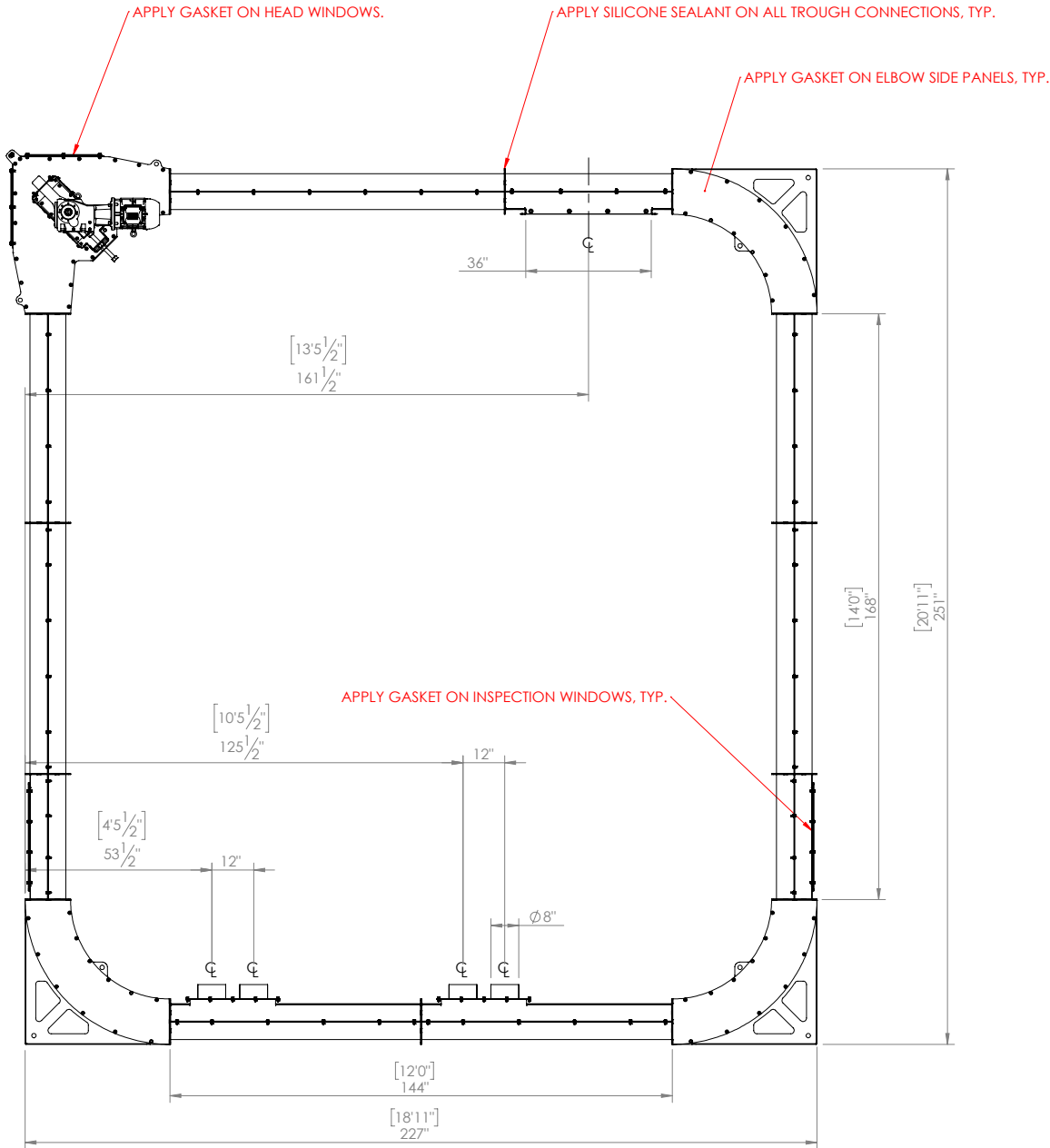


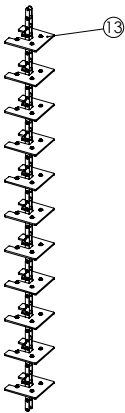
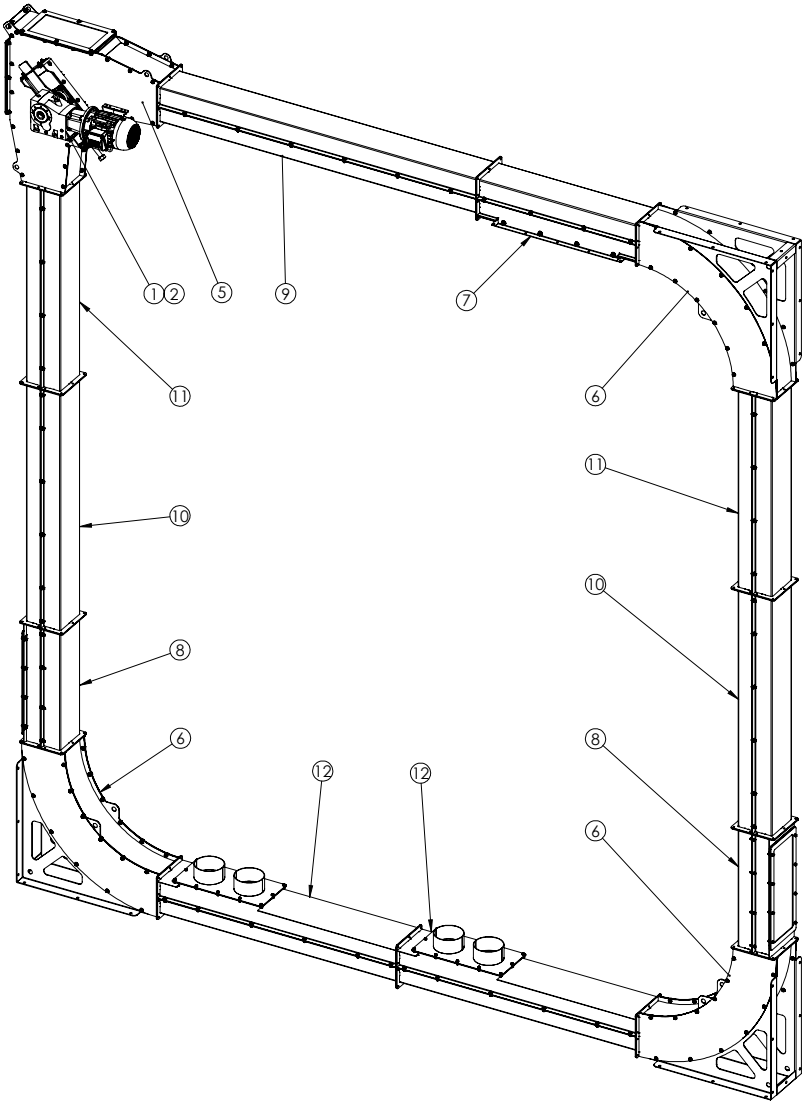
DIMENSIONS ARE IN INCHES. TOLERANCE ±0.063" UNLESS NOTED.



FRONT VIEW

MODEL SPECIFICATION	
TAG	LP01
QUANTITY	1
MODEL	LC10-CUSTOM
APPLICATION	RAW HEMP
DENSITY (LB/CF)	2 - 5 LB/CF
FEED TYPE	METERED
DESIGN CAPACITY	4400 CF/HR
	4 MT/HR @ 2 LB/CF
	10 MT/HR @ 5 LB/CF
SHAFT SPEED	44 RPM
CHAIN SPEED	135 FPM
LIVE LOAD	120 LBS
PAINT	STAINLESS STEEL (NO PAINT)

BILL OF MATERIALS				
ITEM	QTY	PART NUMBER	DESCRIPTION	LBS
1	1	NOSK9022AZB180TC107-044RPM	DRIVE: NORD SK9022 AZB N180TC 107 39.77:1 RATIO LUBRICANT: MOBIL SHC GEAR 220	119.0
2	1	M003-M-575-TC-TEFC	WEG W22 NEMA PREMIUM EFFICIENCY MOTOR TEFC - SEVERE DUTY - IP55 - 1.25 SF 3HP 1750RPM 575v 3ph 60hz 182TC CLASS II DIV 2 GROUP G INVERTER DUTY - 20:1 CONSTANT TORQUE	94.8
3	4	BOLTSH050X175	1/2 x 1 3/4 Socket Head Bolt - Gr 5	0.15
4	4	WASHLOCK050	1/2 Lock Washer - Plated	0.01
5	1	LC10-HEAD-SNC-9022F-115R1	10" LOOP CONVEYOR HEAD, 3/16" 304SS	446
6	3	LC10-ELBOW-90D-35R-SS	10" LOOP CONV. ELBOW,3/16" 304SS	214
7	1	LC10-DISCH36-SS	10" LOOP CONV. 36" DISCHARGE,10GA 304SS	101
8	2	LC10-TR-03-INSP-SS	10" LOOP CONV. 3FT TROUGH W/WINDOW,10GA 304SS	75
9	1	LC10-TR-08-SS	10" LOOP CONV. 8FT TROUGH,10GA 304SS	177
10	2	LC10-TR-06-SS	10" LOOP CONV. 6FT TROUGH,10GA 304SS	134
11	2	LC10-TR-05-SS	10" LOOP CONV. 5FT TROUGH,10GA 304SS	113
12	2	Z201923A	10" LOOP CONV. SCREENER INLET TROUGH,10GA 304SS	160
13	8	DCCH-81XSS-975X975-4P	81XSS DRAG CHAIN ASSY 10'LG,10" LOOP CONVEYOR 3/8" X 9.75" WHITE UHMW PADDLE,3/16" 304SS ATTACHMENT	54
14	8	SILICONE-SEALANT FOOD GR.	CAULKING TUBE, FOOD GRADE	0.0
15	90ft	GASKET-063X150-NBR	WHITE NITRILE 1/16 THK X 1-1/2 WIDE	0.0
FIELD HARDWARE				
16	150	BOLTHEX038X100SS	3/8 x 1 Hex Bolt - Stainless Steel	0.05
17	150	NUTHEX038SS	3/8 Hex Nut Stainless Steel	0.02
18	150	WASHFLAT038SS	3/8 Flat Washer - Stainless Steel	0.01
19	150	WASHLOCK038SS	3/8 Lock Washer - Stainless Steel	0.01



TOTAL CHAIN LENGTH = 844" (70.4 FT)

REVISIONS			
REV.	DESCRIPTION	DATE	BY
1	UPDATED DESIGN CAPACITY, ISSUED FOR FABRICATION	15-Dec-2019	CB

THE INFORMATION CONTAINED IN THIS DRAWING IS INTENDED TO PROVIDE DIMENSIONAL REFERENCES AND LOADING INFORMATION ONLY. IT IS IN NO WAY TO BE INTERPRETED TO PROVIDE ENGINEERING SPECIFICATIONS OR DESIGN RELATED TO SUPPORTING STRUCTURES. ALL SUPPORTING STRUCTURES MUST BE DESIGNED AND INSPECTED BY A PROFESSIONAL ENGINEER LICENSED IN THE APPROPRIATE JURISDICTION. G.J. VIS ENTERPRISES INC. ASSUMES NO RESPONSIBILITY FOR THE STRUCTURAL SUPPORT OF PRODUCTS SUPPLIED BEYOND THE REQUIREMENTS INDICATED ON SUPPORTING DRAWINGS PROVIDED.

ISSUED  
FOR FABRICATION

CLIENT AMERICAN MILL		SITE LOCATION PORTAGE LA PRAIRE		SO# 000729
TITLE 10IN LOOP CONVEYOR LP01 SCREENER FEED		TITLE ASSEMBLY DETAILS		WEIGHT (LBS) 2976
DWG NO Z201923		SHEET 1 OF 1	REV 1	BY CB
		DATE 2020-01-16		

