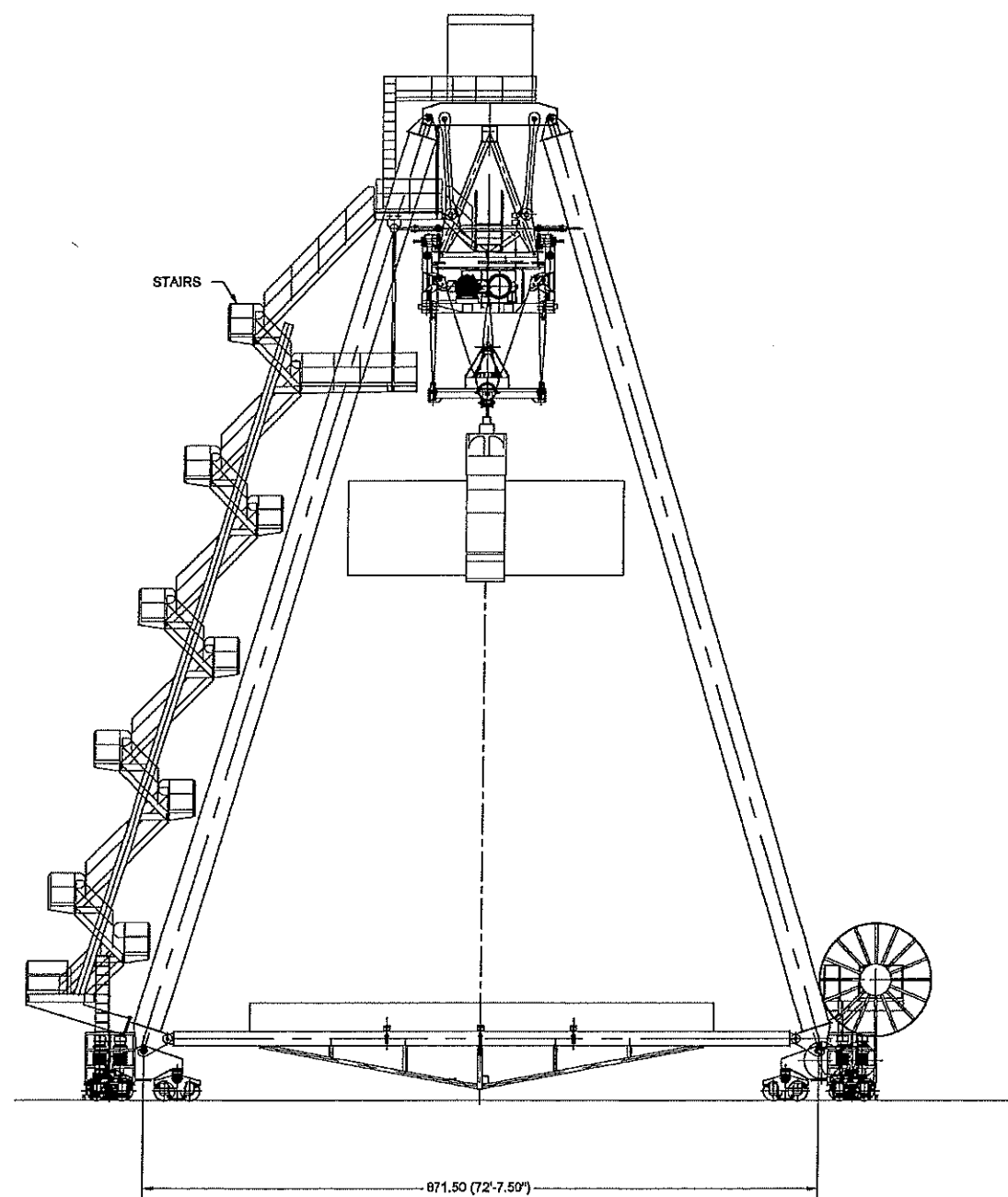
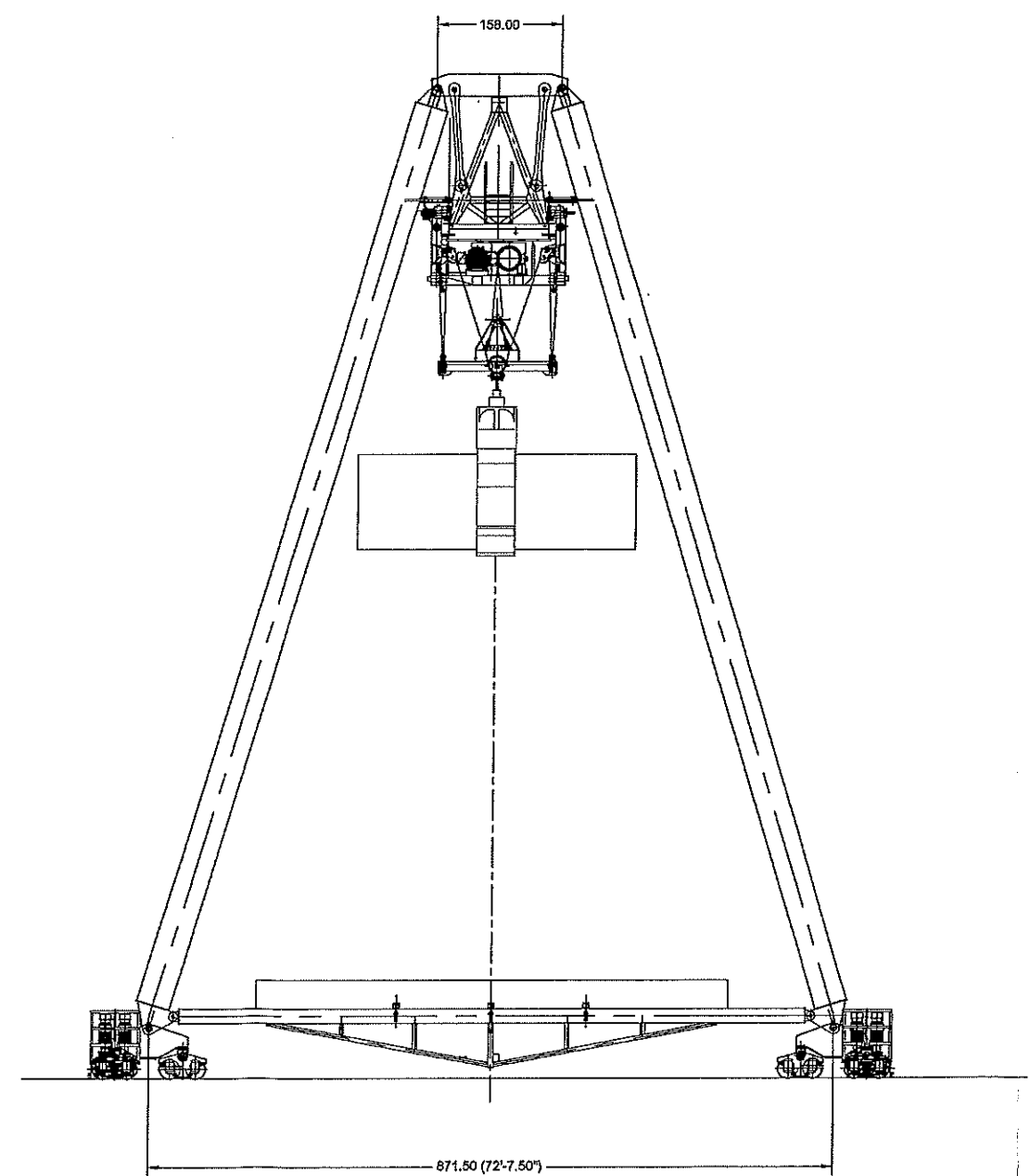


A  
B  
C  
D  
E  
F  
G  
H  
I  
J  
K  
L  
M  
N

BILL OF MATERIAL							
QTY	DESCRIPTION	MATERIAL	PART NO	SEMI-FINSH PN	UNT WT	TOTAL WT	ITEM NO
1	FESTOON EXTENSION		64217383				1
1	BUMPER BRACKET MOUNTING ASSEMBLY		64218046				2
1	GIRDER MODIFICATION		64215454				3



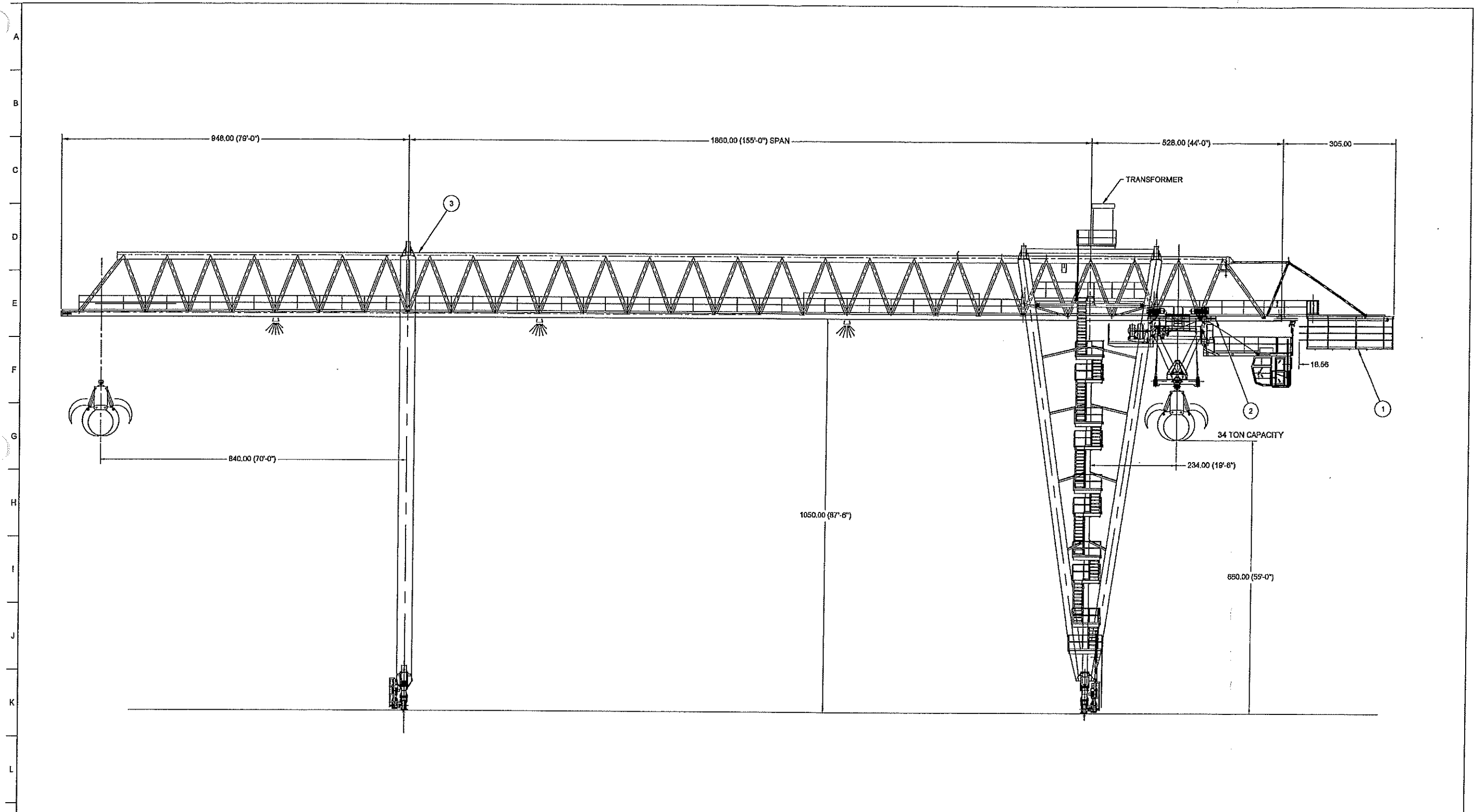
FIXED LEG



HINGED LEG

AutoCAD 2009 Drawing <b>MORRIS MATERIAL HANDLING</b>	Dimensions are in DECIMAL INCH unless otherwise specified. <b>P&amp;H</b> Copyright © 2011 Morris Material Handling This drawing and the data shown is proprietary and confidential. DO NOT use or reproduce for any purpose without the written consent of Morris Material Handling.	Estimated Complete Part Weight Rough LB   Finished lbs		Current Revision Information Revision Number 02   ERM Number 12-1238		Part Number GANTRY LAYOUT		Heat Treat or Process Specification Serial Number PG-28690 Date Number 600063 First Release Information D-3569	
		Quality Assurance ISO Scale 1:100		General Tolerance Notes (1) X.X ± 0.250 ± 0.040 (2) X.XX ± 0.120 ± 0.020 (3) X.XXX ± 0.050 ± 0.010 (4) X.XXXX ± 0.005 ± 0.005		DWN BY: V. Leonard 05/24/2012 CHK BY: H. Long 05/24/2012 APPR BY: J. Yustus 05/24/2012 PRCS BY: R. Becker 05/24/2012		DWN BY: V. Leonard 01/27/2012 CHK BY: H. Long 01/27/2012 APPR BY: J. Edmundson 01/27/2012 PRCS BY: R. Becker 01/27/2012	

1 2 3 4 5 6 7 8 9 10 11 12 13 14 15 16 17 18 19 20 21 22 23 24 25 26 27 28 29 30 31 32 33



REFER TO ORIGINAL HEED LAYOUT D-3569  
FOR ADDITIONAL INFORMATION

AutoCAD 2009 Drawing		Dimensions are in DECIMAL INCH unless otherwise specified.		Estimated Complete Part Weight		Current Revision Information		Part Number		Heat Treat or Process Specification	
<b>MORRIS MATERIAL HANDLING</b> <b>P&amp;H</b> <small>Copyright © 2011 Morris Material Handling This drawing and the data shown is proprietary and confidential. DO NOT use or reproduce for any purpose without the written consent of Morris Material Handling.</small>		Quality Assurance ISO		Rough - LB / Finished - lbs		Revision Number 02		Part Number GANTRY LAYOUT		Heat Treat or Process Specification PC-28690	
		Scale 1:120		Surface marked true ✓ must be within a roughness value of 200 microinches unless otherwise specified.		Revision Number 12-1238		First Release Information		Part Number 600063	
		General Tolerance Notes		Decimal Place		BYN V. Leonard 05/24/2012		BYN V. Leonard 01/27/2012		Sheet 1 of 2	
				Structural ± 0.240 ± 0.040		CHK H. Long 05/24/2012		CHK H. Long 01/27/2012		ANSI Size D	
				Machining ± 0.120 ± 0.020		APRV J. Yustus 05/24/2012		APRV J. Edmundson 01/27/2012		Drawing Number 54216503	
				± 0.000 ± 0.010		PRCS R. Becker 03/24/2012		PRCS R. Becker 01/27/2012			
				± 0.000 ± 0.005							

1 2 3 4 5 6 7 8 9 10 11 12 13 14 15 16 17 18 19 20 21 22 23 24 25 26 27 28 29 30 31 32 33