













Section ELEC: operator panel parts

IIM p/n	Description	Image
2554	Contact, momentary "ATL 2"	
3091	Contact, maintained "AFL 2"	
3090	Socket, pilot	
3403	Pushbutton	
3408	Pilot light	
3089	Bulb	
3404	Plate, label, white/opaque	
3409	Lens, pushbutton, clear	
3406	Lens, pushbutton, green	
3407	Lens, pushbutton, red	

IIM p/n	Description	Image
3401	Lens, pilot, clear	
3405	Lens, pilot, red	

Pushbutton labels

Label	IIM p/n
Air pressure	5410
Auger feeding	5419
Brake open	5414
Capsule alarm	30625
Cleaning segment	5422
Control voltage	5409
Doors open	5423
Feed control	5420
Feeder jog	5421
Inching	5417
Level sensor alarm	5425
Lock-off capsules	5424
Normal run	5415
Reset	5413
Start	5412
Stop	5416
Vacuum alarm	5411
Vacuum on/off	5418
Water	5434